











BEFORE REPAIR OR INSTALLATION



-  As a courtesy, inform your neighbors either verbally or by note the dates of your roof install.
-  If your pets are afraid of loud noises (i.e. fireworks), consider staying home with them or temporarily board them away from the home, for the duration of the install. If not, confine pets indoors and schedule time to regularly check in on them.
-  If you own a pool or spa, please turn off the pool/spa pump. We will cover with tarps.
-  Disarm your burglar system because vibrations may activate it.
-  Due to vibrations caused by hammering, remove all wall hangings and breakable objects from shelves, as they could fall.
-  Cover or bring outdoor potted plants indoors.
-  Park vehicles away from the house. The roofers will probably need to access your driveway to lay shingle and clean up, please keep your driveway clear.
-  Turn off your automated sprinkler systems, and do not water the lawn before or during the roof installation.
-  Move your outdoor lawn furniture into the garage or place on the middle of the lawn.
-  Cover objects in the attic and garage with tarps, if it has no ceiling.